

Introduction

These stand design guidelines set out the exhibition-specific rules that must be observed when planning and implementing stand construction and exhibition stands at the Igeho 2025.

Basis

- Operating regulations MCH Group
- Stand design guidelines MCH Messe Basel
- Stand construction guidelines MCH Messe Basel

Stand construction subject to approval

The following stands must be submitted to Igeho for approval:

- Hall 1.0 and 1.1 - Multi-storey stands
- Stands over 50m²

Detailed information can be found in the stand construction guidelines under Section 3, Approval.

Approval must be obtained prior to the start of construction.

Number of copies

Single, exclusively in digital form

Submission deadline

25 July 2025

Submission address

MCH Messe Switzerland (Basel) AG
Exhibition Management Igeho
info@igeho.ch
CH-4005 Basel

General design guidelines / minimum requirements

An exhibition stand must meet the following minimum requirements:

- Clean back and side walls
- Floor coverings for the entire stand area
- Clearly visible stand lettering with company name
- Good lighting

Stand structures that have not been approved or that do not comply with the stand construction permit, stand requirements, regulations or technical standards must be modified or removed within a reasonable period of time. Should the exhibitor fail to comply with the deadline, the Igeho team is entitled to make the necessary changes or carry out removal at the exhibitor's expense. In addition, the exhibition management is entitled to impose a contractual penalty. The exhibition management accepts no liability for any damage resulting from the reworking of the stand construction.

Advertising / presentations on the stand

Exhibitors are expected to provide an attractive stand design appropriate to the event. Objects of a different nature are permitted to a limited extent and only with the consent of exhibition management.

Advertising activities (shows, video presentations, etc.) are only permitted within the exhibitor's own stand area. Sufficient space for spectators must be provided on the exhibitor's own stand area. Any advertising activities, particularly those of an optical or acoustic nature, may not cause obstructions or disturbances in the aisles or on neighboring stands. Sound systems or loudspeakers may not be directed into the aisle areas.

Floor coverings

Floor coverings must cover the entire stand area. All carpet tape must be removed during dismantling with no remaining residue. The cost to remove adhesive tape that has not been removed or has only been partially removed will be charged to the exhibitor. Self-adhesive carpets are not permitted.

Stand space

The space indicated on the layout plan is the space available to the exhibitor for their stand. The stand boundary line corresponds to the maximum extension of the stand on all sides. Projections beyond this line (illuminated lettering, etc.) are not permitted. All equipment

required for the operation of the stand must therefore be located within these boundaries (this also applies to the maximum stand construction height allocated).

Stand partition walls

Visible partition walls to neighboring stands must be clean and white. Stand partition walls may not be erected on the exhibition side. Neutral partition walls measuring 2.5 m high and 30 mm thick can be ordered from MCH using the appropriate form. The partition walls may be covered with fabric or fiberboards but may not be painted or covered with adhesive. The partition walls must not be damaged by the stand claddings or furnishings. The exhibitor will be charged for any damages.

Open stand sides

The stand may not be closed off along the visitor aisles, i.e. long, closed stand constructions are not permitted along the aisles. Particularly in the case of island stands (4 open sides), any offices, utility rooms, etc. must be built inside the stand perimeter whenever possible.

At least 70% of all stand construction must be transparent toward all aisle boundaries.

Stand construction heights

For technical reasons, the maximum stand construction heights have been set lower than the usable hall heights. The reason for this restriction is that the remaining air space is required for the functionality of the following systems:

- Smoke extraction from the hall and the sprinkler system in the event of a fire
- Lighting system in normal operation
- Ventilation system in normal operation

The permitted stand construction heights at Igeho 2025 are as follows: Additional height restrictions are noted in the hall plans.

Hall 1.0 All stand structures: max. 9 m
(See diagram at the end of these guidelines)

Hall 1.1 Yellow zone: max. 4.20 m
Grey zone: max. 7 m
(See diagram at the end of these guidelines)

The Igeho team reserves the right to consider special stand construction cases on an individual basis and following consultation with the immediate stand neighbors.

Important: Hall 1.1

For single-storey stands in the middle zones, suspended stand lettering, advertising media and stand construction elements are only permitted to a limited extent. Requests must be submitted to the exhibition management for approval. Lighting systems area in accordance with the diagram at the end of these guidelines.

Stand lettering / advertising media

Exhibitors are generally free to choose the type of stand lettering they wish to use. Stand and exhibition lettering, company and brand logos may not exceed the prescribed maximum stand construction height. Advertising media, logos etc. must be set back at least 1 m from the edge of the neighboring stand. Lettering elements may not protrude into the aisles.

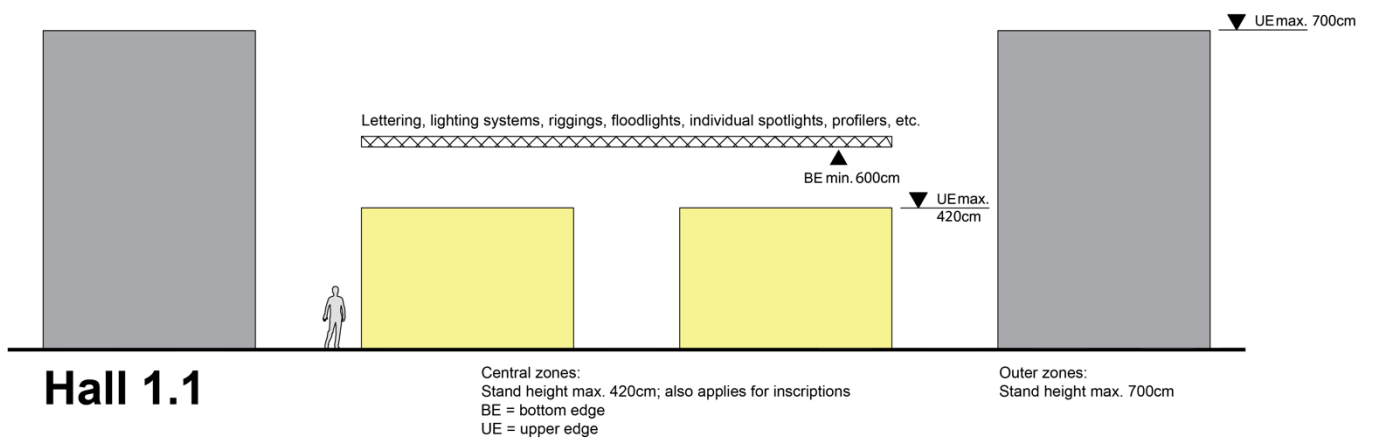
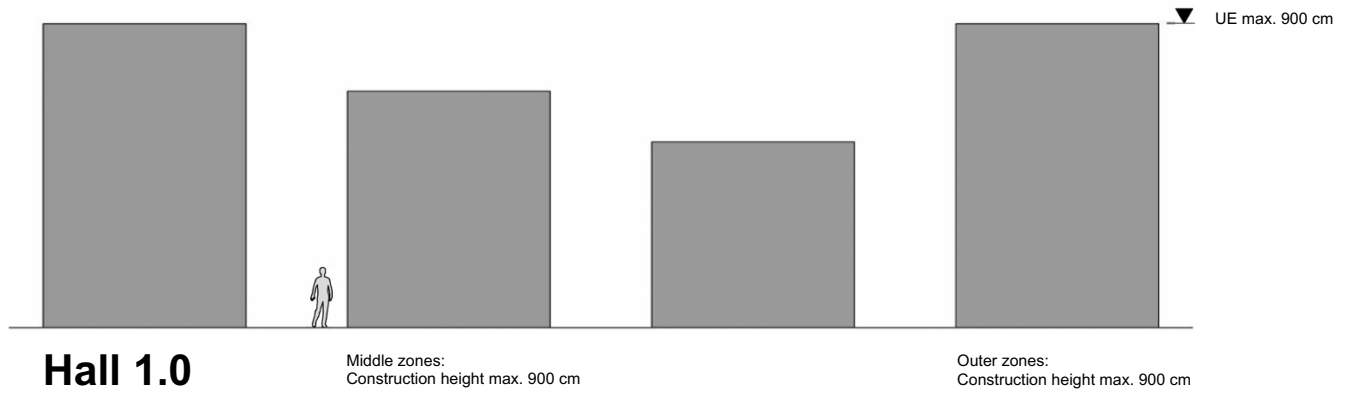
Advertising in the trade fair halls

Advertising space outside the stand area can be rented by contacting the exhibition team (see separate factsheet on advertising media).


Stand numbering

The stands will be marked with stand numbers in a standardized form. In the interest of better visitor orientation, please do not remove these numbers.

Stand layout in Halls 1.0 and 1.1 (cross-section through the halls)

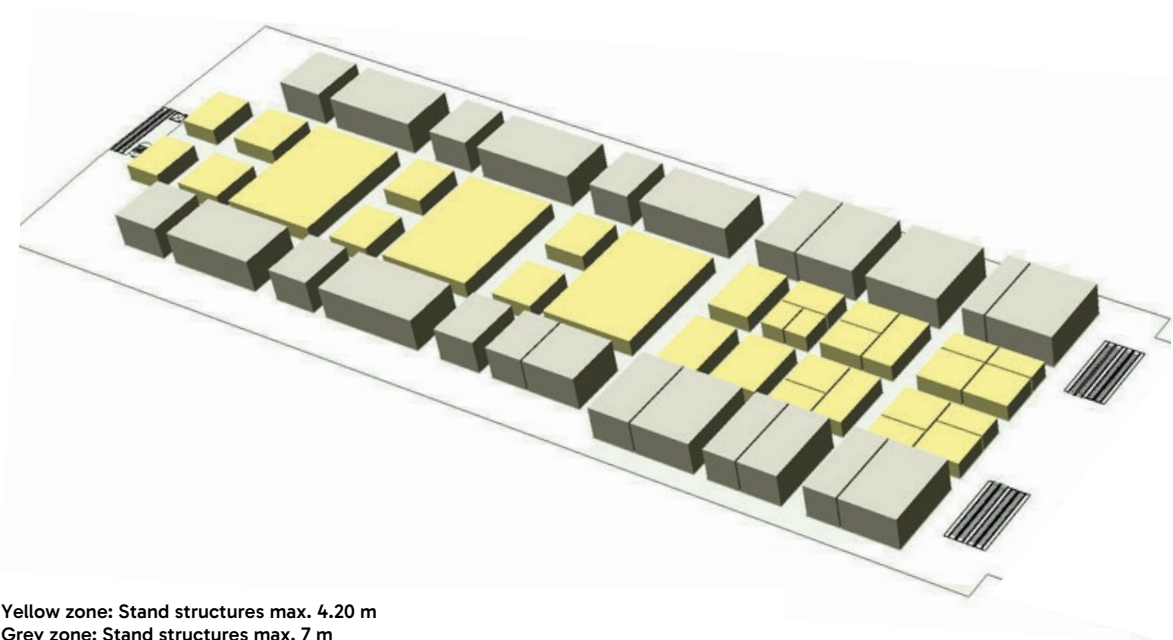


Layout Hall 1.0



Stand structures max. 9m

Layout Hall 1.1



Yellow zone: Stand structures max. 4.20 m
Grey zone: Stand structures max. 7 m